

# OI Yut Tokaut

What do Bougainville youth think about their future?

## 2019 Survey Report

A report of a survey undertaken by the Bougainville Youth Federation in September and October 2019, in conjunction with its Youth Association affiliates across all of Bougainville.

Produced with support from the Department of Community Development, Autonomous Bougainville Government and the Australian Government.

Copies can be downloaded at this link <http://www.abg.gov.pg/reports> or the Department of Community Development



The survey that this report covers was conducted by the Bougainville Youth Federation (BYF).

The BYF is the umbrella organisation that brings together the youth from across all of Bougainville, through their District and Urban Youth Associations. The BYF and the youth network is formally recognised by the Autonomous Bougainville Government, and supported by the Department of Community Development. Funding for this survey, and support for the BYF, was provided by the Government of Australia, through the Bougainville Partnership.

**Bougainville Youth Federation committee 2019-2020 and 2019 Bougainville *Oi Yut Tokaut* Survey Tea**

*(Pictured above, bottom left, going up)*

- Emilio Billy, Tinputz – BYF Secretary
- Jeannie Kunuan, Buka District – BYF Treasurer
- Janice Wade, Wakunai
- Augustine Teboru, Buin – BYF Chair
- Eugene Pana, Kokopau

*(Pictured above, top right, going down)*

- Damien Kourau, Buin – BYF Vice Secretary
- Fiona Tibo, Panguna
- Charlotte Litang, Torokina – BYF Vice Treasurer
- Loujaya Rogen, Selau Suir – BYF Vice Chair
- Ezekiel Deukari, Siwai

# FOREWORDS

## SECRETARY

### Department of Community Development

On behalf of the Department of Community Development of the Autonomous Bougainville Government, I would like to congratulate the Bougainville Youth Federation for conducting this important survey. I'm very pleased with the findings that Bougainville youth are confident in their future in Bougainville and are ready and willing to play their proper role in building our bright future together.

Youth are at the centre of President Toroama's policy agenda. The ABG sees youth as one of our most powerful partners to reform and build Bougainville. We commit to ongoing support for youth empowerment – social empowerment, economic empowerment and spiritual empowerment. We are in agreement that our progress will be based on our ancient and vital cultural values that continue to serve us well in an uncertain world.

We gratefully acknowledge the support of our international partners such as the Australian Government, through the Bougainville Partnership, who supported the undertaking of this survey, as well as their long-term support program for the Youth Association network and livelihoods training. The United Nations also provides long-term support for youth empowerment which we are thankful for.

Finally, I would like to thank all youth leaders involved in the survey and preparing this report. I urge you to stay the course and continue to serve Bougainville as we look forward to a bright and prosperous future.



**Mana Kakarouts**

## CHAIR

### Bougainville Youth Federation

I am very pleased to present this report on behalf of the Bougainville Youth Federation. The survey was conducted in the months leading up to the Bougainville independence referendum by our BYF survey team of 5 men and 5 women youth leaders. More than 1,700 youths from across Bougainville were interviewed, and this survey captures their stories and aspirations. The results show that our youth are confident in the future of Bougainville. They want to play an active, constructive and positive role in shaping the Bougainville that will emerge in the years and decades ahead.

This energy was on display during the recent ABG elections, with an upsurge in youth participation from young candidates and active campaigners. This is a very positive sign that Bougainville youth believe the conflict of the past is over. It is now time to fully focus on building the future that our people dreamt of and fought and died for. The main tasks are to strengthen unity, to fight corruption by strengthening accountability from the grassroots upwards, and to ensure that the ABG is fit to serve its people for the long journey ahead.

I would like to take this opportunity to thank the ABG through the Department of Community Development for their ongoing support for the Federation and Youth Association network. I would also like to thank international partners United Nations, and the Australian government through the Bougainville Partnership, for their ongoing support.

Finally, I thank my fellow youth leaders in the BYF and the Youth Association network, for their hard work and dedication to the Bougainville dream. If we work together, we can achieve anything.

**Augustine Teboro**

## ABBREVIATIONS AND ACRONYMS

ABG	Autonomous Bougainville Government
ARoB	Autonomous Region of Bougainville
BP	Bougainville Partnership
BYF	Bougainville Youth Federation
DCD	ABG Department of Community Development
HIES	Household Income and Expenditure Survey
PNG	Papua New Guinea
UN	United Nations
WASH	Water supply, Sanitation and Health
YA	Youth Association

# CONTENTS

FOREWORDS .....	iii
ABBREVIATIONS AND ACRONYMS .....	ii
EXECUTIVE SUMMARY .....	3
SURVEY METHODOLOGY.....	5
Background and acknowledgements.....	5
Availability of the dataset .....	5
Training, fieldwork and findings validation.....	5
The sample .....	6
Structure of this report .....	7
KEY FINDINGS.....	8
1. Economy.....	10
Income.....	10
Confidence and business customs .....	12
2. Education .....	15
3. Society.....	16
Law & order. Peace & reconciliation.....	17
The use of violence .....	19
Gender.....	20
4. Youth associations .....	22
5. Disability.....	23
6. Governance .....	23
Service delivery .....	24
7. Spiritual .....	25
8. Access to services.....	25
IMPLICATIONS FOR POLICY & PROGRAMMING.....	27
ANNEX: REPORT VALIDATION WORKSHOP.....	29

## EXECUTIVE SUMMARY

The question that frames this survey is, “What do Bougainvillean youth think about Bougainville, now, and looking into the future, and their place within that?”

The Bougainville Youth Federation (BYF) decided at their annual planning meeting in August 2019 that they would take on this task as part of their workplan. Simultaneously, whilst they were interviewing youth across Bougainville in September and October of 2019, they were also raising awareness about the BYF and the vision of a network connecting all youth across Bougainville. This work was supported by the Bougainville Partnership (BP)<sup>1</sup>.

The interviewers were 10 young Bougainvillean leaders – the elected committee of the Bougainville Youth Federation – made up of 5 men and 5 women.

The survey utilised a range of questions across multiple themes of public life in Bougainville: including economics, religion, politics, and society. The survey utilised digital interview forms, based in a digital tablet, to collect the data. The survey software platform used was *kobotoolbox*. This allowed the interviewers to take the surveys into some isolated parts of Bougainville normally only accessible to local people (including places that required 2-4 hours walking access) that would otherwise be difficult to access, physically, by non-locals, or even via any form of telecommunications due to the lack of cellular mobile phone coverage. The survey data was then uploaded when the interviewer returned to a centre with cellular mobile data access, or in many cases when the tablet was returned to the Bougainville Partnership office in Arawa.

The survey interviewed more than 1700 Bougainvillean youth between the ages of 15 and 35<sup>2</sup>, across all of Bougainville, and split equally between males and females.

The main findings of relevance to the main question were that Bougainville youth:

- ...have a very high degree of confidence in their own future, as well as the future of Bougainville. Most of them have a regular or semi-regular cash income. Cocoa is the biggest and most widespread provider of cash income.
- ...perceive that the post-Crisis reconciliation process has largely been successful, they think that violence levels are generally low, and they generally don't see themselves as victims of violence. Notably the response data to these questions is approximately equal amongst males and females. The biggest perceived law & order problem is drunkenness and other drug abuse (notably marijuana).
- ...aspire for pan-Bougainvillean identity, but their identity today and now is still strongly and deeply rooted in Melanesian customs of land and kin identity. They also place some responsibility for service delivery upon their politicians, which is contrary to ideals of modern government and impersonal authority, but sits more comfortably with Melanesian traditions of governance and personal authority.
- ...desire grassroots livelihoods training that's relevant to their local context, ahead of other types of education such as formal trade qualifications or university education.

---

<sup>1</sup> The Bougainville Partnership is a development partnership between the Autonomous Government of Bougainville, and the governments of Papua New Guinea, Australia and New Zealand, and the youth program (and this survey) was funded by the Australian Government.

<sup>2</sup> The Bougainville youth policy 2011-2017 defines “youth” as those between 15 and 35.

- ...largely 'don't believe in sorcery'. This appears contrary to the current prevalence of sorcery belief in wider Bougainville (and Melanesia), but it may represent proto-secularism amongst the cohort of the current youth generation coming through. This 15-35-year-old cohort have led either the majority, or the whole, of their lives, in post-Crisis modernity.
- ...have Primary and Secondary levels of education that compare with PNG, but Tertiary levels are much lower. The demand for practical livelihoods education and training far outstrips the demand for formal qualifications.

Taken together, this report thinks that the findings tell a story that Bougainville youth are well poised to take advantage of the positive future possibilities that Bougainville presents to them. They aren't overly pessimistic or concerned about the current capacity challenges of government in Bougainville, and though they may be concerned about stories of corruption and malfeasance, what they see around them in their local life are functional systems of law & order, legitimate hybrid political authority of Chiefs and other community leaders that blends into the formal government at the local level, a democratic formal structure of Bougainvillean government with widespread legitimacy, and an economy that provides the potential of reward for effort, whilst constraining inequality through customary obligations of reciprocity, and a rich cultural base of tradition and custom that gives them immense confidence in who they are, where they come from, and where they are going.

# SURVEY METHODOLOGY

## BACKGROUND AND ACKNOWLEDGEMENTS

This report covers a survey undertaken by the Bougainville Youth Federation in the second half of 2019. The objective of the survey was to obtain an impression about what Bougainville youth thought about life in Bougainville, now, and looking ahead into the future. The 10 survey interviewers were drawn from the Bougainville Youth Federation committee, who were made up of youth leaders from all regions and urban centres of Bougainville. They voluntarily gave of their time for this task. The gratitude from anyone who finds this survey useful, must at the first instance be forwarded to those individuals. Their names can be found at the beginning of this report.

The survey was undertaken during an important period in the history of Bougainville – the months leading up to the Bougainville referendum that took place during November / December 2019.

The survey exercise was supported by the Bougainville Partnership, as part of its support for the strengthening of the Bougainville Youth Federation. The Bougainville Partnership is a partnership between the Autonomous Bougainville Government, the Government of Papua New Guinea, and the Governments of Australia and New Zealand. Funding for the Bougainville Partnership youth programming is provided by the Government of Australia.

## AVAILABILITY OF THE DATASET

The full and complete dataset for this survey can be freely accessed via a request to the Autonomous Bougainville Government Department of Community Development, or the Bougainville Partnership – [info@bougainvillepartnership.org](mailto:info@bougainvillepartnership.org)

The full and complete survey instrument can also be freely accessed in the same way.

## TRAINING, FIELDWORK AND FINDINGS VALIDATION

Training and fieldwork for the survey took place during August and September of 2019, mostly around Arawa town and surrounding rural areas. The starting point for the questions were the headline themes for the Bougainville Youth Strategy 2012-2017. Questions were developed according to feedback about whether respondents understood the language, and how best to structure the questions. The survey used a mix of English and Tok Pisin, and this was also informed by feedback about how best to convey the meaning of the particular question.

There were equal numbers of male and female interviewers (5 + 5), and wherever possible male interviewers interviewed male respondents, and likewise female interviewers interviewed female respondents.

The draft report and the main findings were vetted and validated by the full committee of the BYF (the data collection team) at a validation workshop conducted on 25<sup>th</sup> August 2020 in Arawa, Bougainville. The editorial approach to the report was also approved at this workshop. The workshop summary is attached at Annex A.

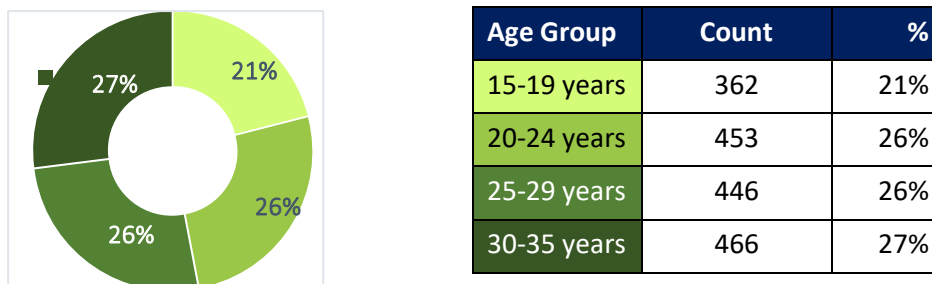
Authoring of the report was supported by the Bougainville Partnership.



## THE SAMPLE

The sample was 1727 individuals located in all Districts of Bougainville, between the ages of 15 and 35, and split equally between males and females, and proportionally between rural and urban centres (85% rural and 15% urban), and proportionally between Districts (according to census figures). Buka District, with the biggest population, had the highest number of respondents. However, because of limited resources and the volunteer capacity of interviewers, the surveys were mostly done in the home localities of the 10 interviewers.

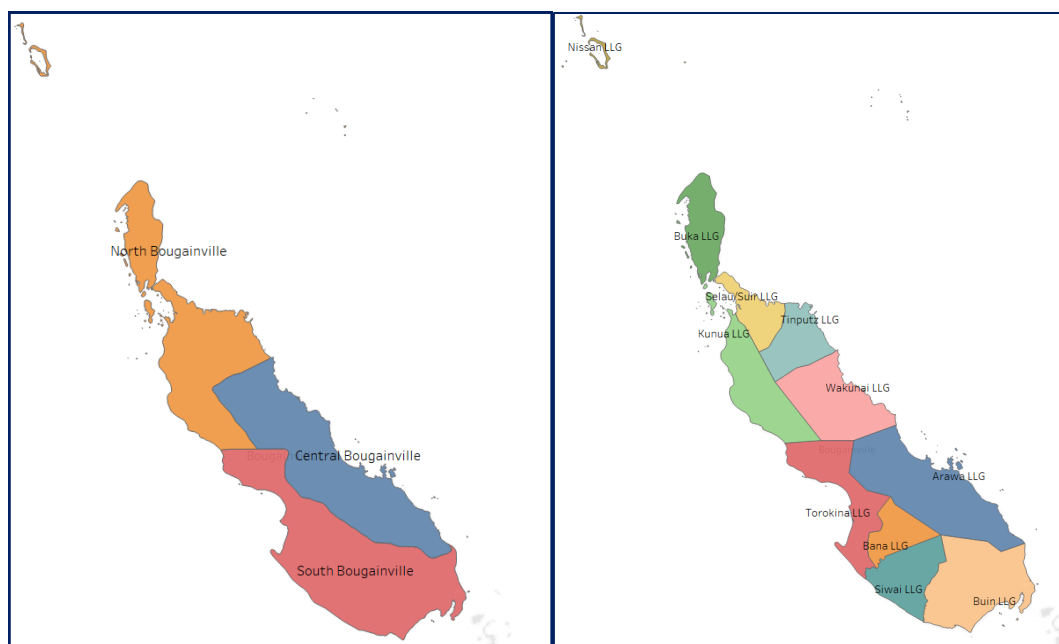
The median age of the respondents was 25.



**Figure 1: Sample age distribution**

The total Bougainville population is estimated in the 2011 National Census to be about 249,358, and the age cohort of 20-34 are estimated to be about 22.6%<sup>3</sup> of the total, which is 56,355. If we extrapolate the number 249,358 out to 2019, using the 2011 Census growth rate of 3.2%, we arrive at a **2019 all-Bougainville population of 320,820**.

The Bougainville Youth Strategy 2012-2017 uses the number 76,713 as the estimate for the population between 12 and 35 years old in 2000. This is split into 31,950 (41.6%) for north; 18,335 (23.9%) for central; and 26,428 (34.5%) for south.



**Figure 2: Autonomous Region of Bougainville: regions and districts**

<sup>3</sup> Using HIES 2009-2010 and 2011 National Census figures.

This compares with PNG, where the age cohort of 20 to 34 was estimated to be about 22.6% of the total population in the 2009 – 2010 HIES survey<sup>4</sup>.

If we put the above data points together, we arrive at an estimate of 72,505 of the youth population of Bougainville aged between 20 and 35 years in 2019. To add the 5 years of 15 to 19 years old we round up to the approximate of 25%, giving the estimate of 80,000.

Therefore, the survey sample of 1727 individuals between the ages of 18 and 35 may be approximately **2% of the total cohort of youth** whose views we are seeking to discover. This is a very strong sample number.

The surveys took place during September and October 2019.

## STRUCTURE OF THIS REPORT

This report uses the structure of the survey questionnaire, which broadly uses the themes of the Bougainville Youth Strategy 2012-2017. These themes are: Economy & Employment; Society & Governance; Law & Justice; Education; Culture & Spirituality; Health.

Additional categories were added through the survey consultation and development process. The final survey categories were:

- 1) Economy
- 2) Education
- 3) Society
- 4) Youth Associations
- 5) Disability
- 6) Governance
- 7) Spiritual
- 8) Access to services

For the sake of brevity this report will provide limited illustration and analysis of selected excerpts of the extensive data that was created by the 72 questions that make up the survey. Interested readers are invited to consider the full summary of questions and answers, and the full dataset, available from the Autonomous Bougainville Government Department of Community Development, or the Bougainville Partnership.

The email for Bougainville Partnership is [info@bougainvillepartnership.org](mailto:info@bougainvillepartnership.org)

---

<sup>4</sup> The 2009-2010 HIES survey can be downloaded at <https://www.ilo.org/surveydata/index.php/catalog/1617/download/12515>

## KEY FINDINGS

- **Cocoa dominates**

Cash from cocoa growing and marketing dominates the cash economy of Bougainville.

- **Confidence in the economic future is high**

More than 90% of all respondents believe that their personal financial situation will improve over the next 5 years, and during the course of their lifetime. More youth thought things would be even better over the long-term, than in the next 5 years. This data reflects high levels of youth confidence in their economic future. Confidence levels were even higher when asked about “Bougainville’s economic future.”

- **Self-belief education may assist low confidence youth**

Self-belief and self-authoring training and education for low-confidence youth may assist the building of financial confidence levels amongst low-confidence youth in Bougainville (a very small [3%] minority of all respondents), which will spill over as wider economic uplift.

- **Bougainvilleans have almost caught up with national Primary and Secondary completion rates, but Tertiary is still significantly below the national average**

The data indicates that Bougainvilleans with education completion rates are broadly equivalent with the national rates at Primary and Secondary level, but much smaller rates when it comes to Tertiary qualifications. This may be explained at least partly by the decade-long Crisis and its consequences for formal education and human capital.

- **Youth want more practical livelihoods training, ahead of formal qualifications**

Youth believe that grassroots-appropriate livelihoods training is the type of education that is most relevant to improving their life.

- **Youth believe that post-conflict reconciliation has worked**

Bougainvillean youth think that the peace & reconciliation process has been successful, overall.

- **Youth generally feel safe**

Youth in Bougainville in 2019 do not feel that law & order is out-of-control.

- **No significant difference between views of men and women**

Generally, there was no significant difference between answers provided by males, and females, and males report as being victims of violence at slightly higher levels than do females.

- **Youth want to strengthen connections to other youth across Bougainville**

Bougainvillean youth think that strengthening pan-Bougainville connections between youth is the greatest benefit that the YA network can deliver. Followed by practical livelihoods training.

- **Youth are politically aware and positive**

Bougainvillean youth are politically aware, and moderately positive about the pro-sociality of political activity. They are focused on their local area as the primary unit of political identity and action, but also have ambitions for their identity as Bougainvilleans. They are not naive about power and politics.

- **Community Government has grassroots legitimacy**

The idea of the Community Government has a strong degree of legitimacy in the eyes of Bougainville youth when it comes to service delivery, backed by the authority of the ABG. This mirrors ABG strategic planning, and therefore isn't controversial or unexpected. But it affirms the political legitimacy of that concept with the youth surveyed.

- **Youth want to move on from being dominated by sorcery**

None of the answers to questions about religion and spirituality are particularly surprising, except for the sorcery question. The fact that 44% of respondents chose the hardline answer, which is "mi nogat bilip long en" (translated into English as "I don't believe in it", which was one choice of 4, at one end of the spectrum, may be suggestive of youth seeking to move forward from the current situation in Bougainville whereby sorcery belief (and action) is widespread.

- **WASH demand is significant**

About 35-40% of the population are in immediate need of improvements to their access to clean water and safe and clean toileting. These are mostly in rural areas.

# SURVEY ANSWERS AND FINDINGS: AN EDITED SUMMARY

## 1. ECONOMY

Bougainville is an economy that is mostly informal, and village subsistence. The great majority (about 85%) of the population lives in a village of some kind that is based around traditional modes of Melanesian social relations. There are three urban centres that are small, but constantly growing.

Despite Bougainville being dominated by a traditional subsistence social economy, cash is infused throughout. The largest source of cash income are small-scale family-owned cocoa plantations. Following cocoa in importance is copra, garden produce marketing, artisanal fishing, and formal employment.

As well, small-scale artisanal gold mining dominates in some areas, especially central Bougainville, in-and-around what was once the large-scale Panguna mine.<sup>5</sup>

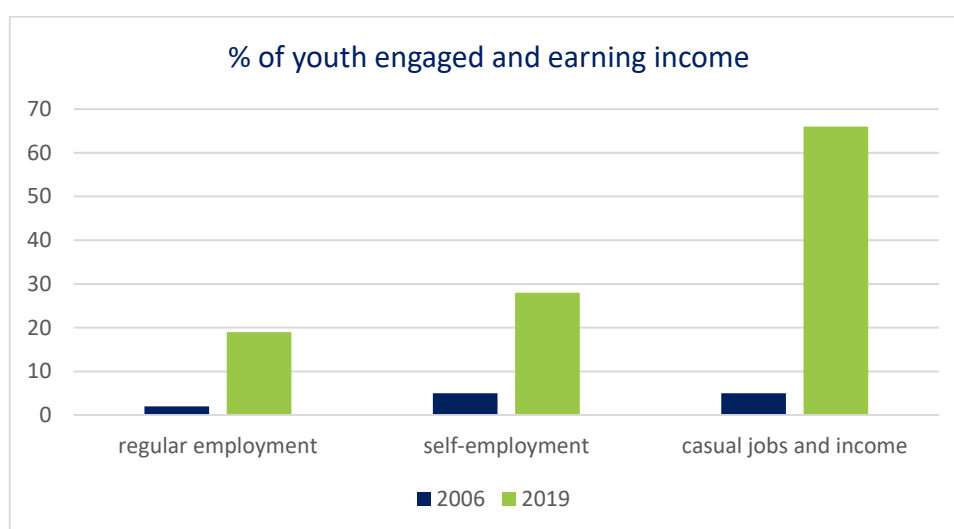
### Income

Some main points are:

- Approximately 2/3 of all respondents have a regular income of some kind.
- 28% have some kind of cash-generating self-employment / business. Much of this is likely to be cash cropping (including cocoa and copra).
- 19% have some kind of regular formal employment.

The above results contrast significantly from the data presented in the Bougainville Youth Strategy that states that “2% of the total youths in each District are able to find steady employment, 5% are engaging in self-employment and another 5% manage to obtain casual jobs while the rest have nothing to do in their communities.”<sup>6</sup>

If this is accurate data, it’s a positive improvement. The graph below reflects the changes:

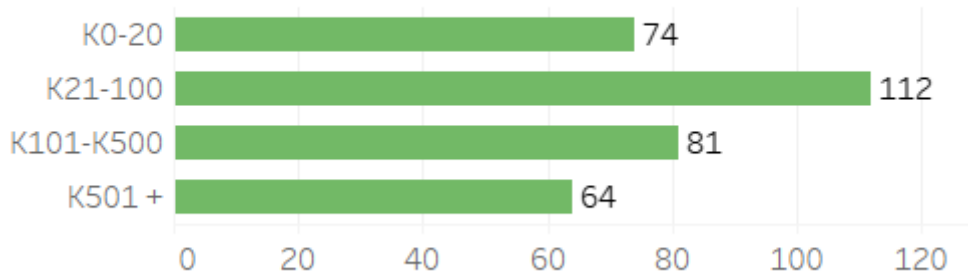


<sup>5</sup> The survey identified the sectors that bring in the most cash into households. See section 2.1.1 following.

<sup>6</sup> Quoted from the UN Youth Development Report 2006 in Bougainville Youth Strategy 2012-2017, part 2.7, page 12.

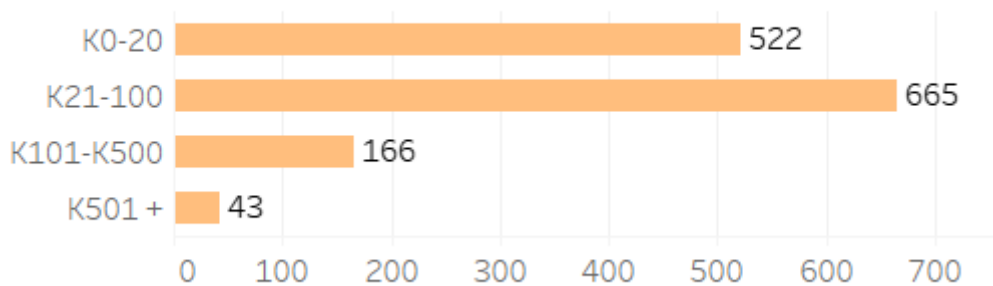
Of those with regular employment (about 20% of respondents), the graph below indicates the spread of earnings per month, in PNG kina<sup>7</sup>.

### Youth with regular job, monthly earnings



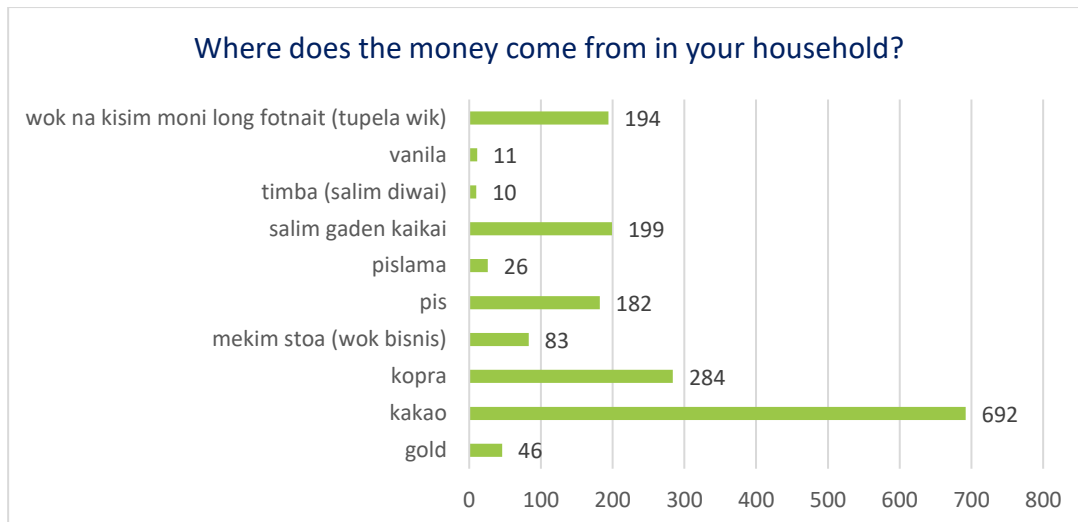
Of those with irregular, casual employment (about 66% of respondents) the graph below indicates the spread of earnings per month, in PNG kina.

### Youth with casual work, monthly earnings



- 80% of all respondents earn less than K100 per month, with 45% of those earning between K20 and K100 per month, and the other 55% earning K20 or less per month.
- 75% of all respondents live in households that earn less than K500 per month, with 40% between K100 and K500.
- The individuals who bring the most income into the household are either the father or the mother (83%), **with the father bringing in the most in 65% of all households.**
- **Cocoa is the number one source of cash income in 40% of households**, with copra being 16%, and market gardening, formal employment, and fish all being around 10% each. Together these 5 sources make up 90% of different sources of income.

<sup>7</sup> At the time of writing this report, 1 PNG kina = USD\$0.29 (29 US cents).




---

***Cash from cocoa growing and marketing dominates the cash economy of Bougainville***

---

**Confidence and business customs**

In general, the survey results indicate that **the youth of Bougainville have high levels of confidence** that their personal financial circumstances will improve over time, and that the economic future of Bougainville is good.

When asked *how their financial situation will improve in the next 5 years*, 90% agreed that it would get better, with 51% saying it would get **much better**. 6% said there will be no change.

When asked *how their financial situation will improve over the course of their lifetime*, 93% agreed that it would get better, with 61% saying it would get **much better**.

When asked *how Bougainville's economic situation will improve over the course of their lifetime*, 95% agreed that it would get better, with 65% saying it would get **much better**.<sup>8</sup>

---

***More than 90% of all respondents believe that their personal financial situation will improve over the next 5 years, and during the course of their lifetime. More youth thought things would be even better over the long-term, than in the next 5 years. This data reflects high levels of youth confidence in their economic***

---

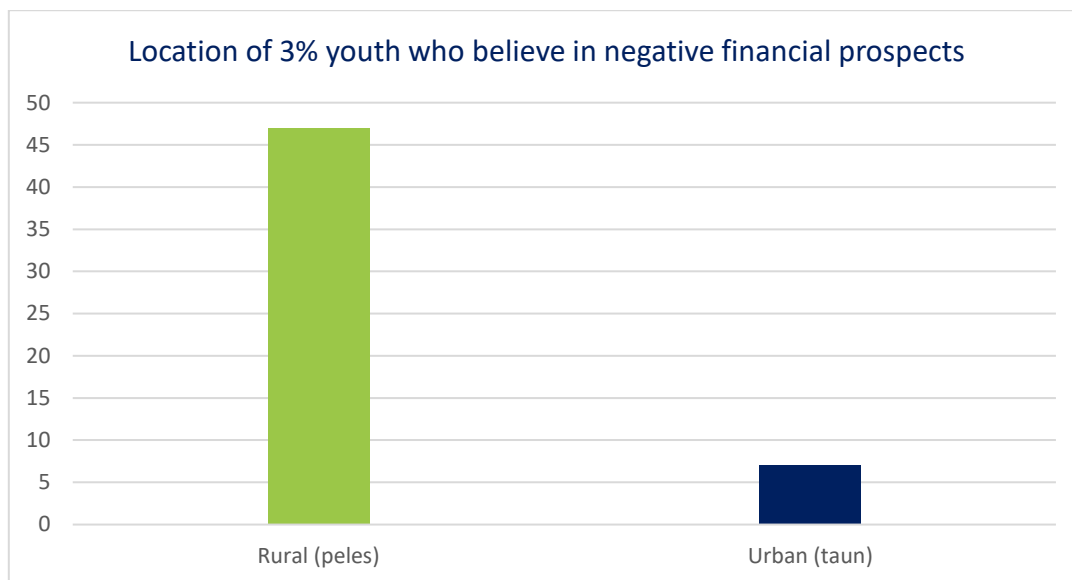
<sup>8</sup> It needs to be noted that the survey took place in the months leading up to the Bougainville referendum regarding the question of independence. It's possible that questions such as this were influenced by any collective exuberance generated by such a momentous historical moment for Bougainvilleans.

***future. Confidence levels were even higher when asked about “Bougainville’s economic future.”***

---

**What about the 3% who think their personal circumstances will worsen?**

The graph below illustrates that of the 3% who believe their personal circumstances will worsen, the vast majority reside in rural areas.



These 3%, when asked what is the force that has the most power to determine your future, responded differently to all respondents. Almost half of the 3% said *God* was the primary force, but for all respondents only 32% answered the same question with the answer *God*. Furthermore, of the 3%, about 14% answered *Yu yet* (translating into English as the respondent’s self), but of all respondents the figure was almost 28%.

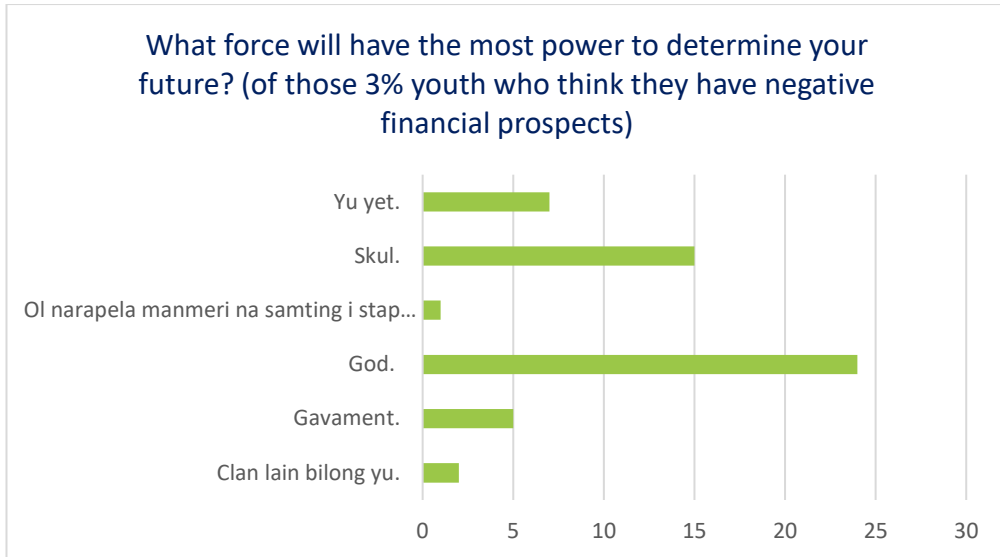
This suggest that the youths that are most pessimistic about their own future are less likely to see themselves as authors of their own financial destiny, and more likely to see *God*, or even *School*, as a more powerful driver than their own selves.

---

***Self-belief and self-authoring training and education for youth may assist the building of financial confidence levels amongst youth in Bougainville, which will spill over as wider economic uplift.***

---

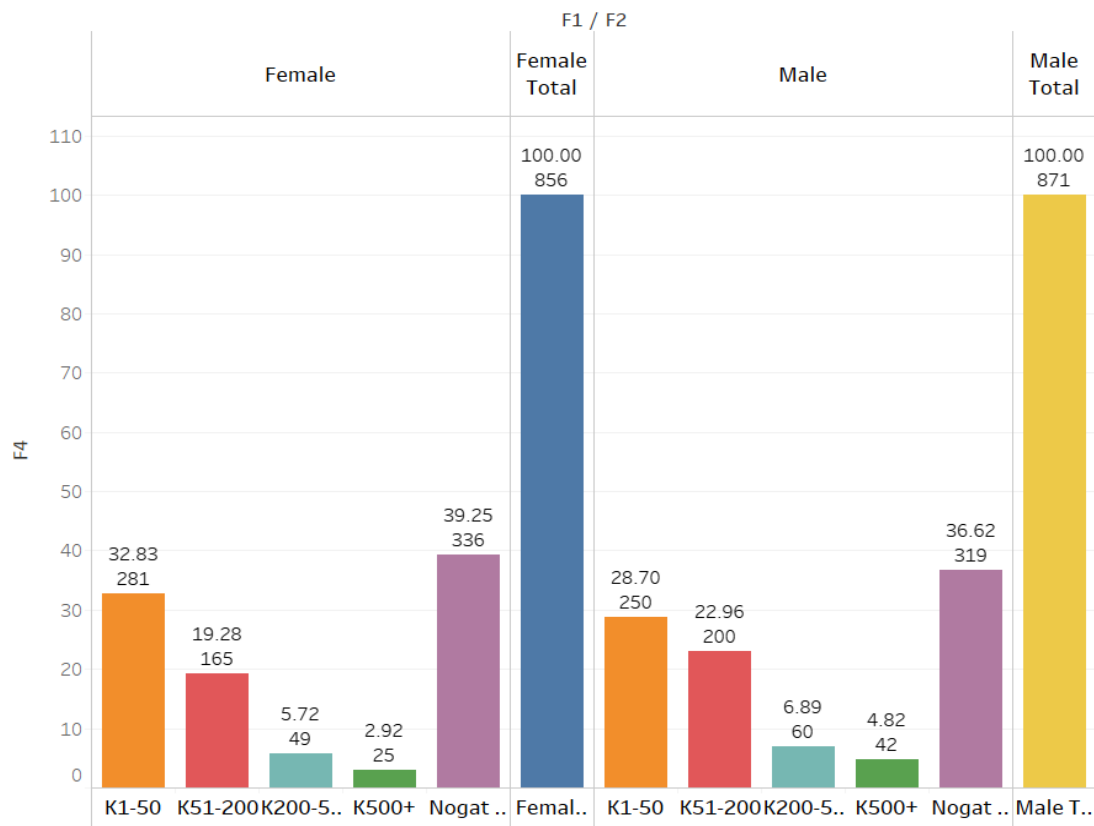




- 96% of all respondents believe that Bougainville’s economy will improve during the course of their lifetime.
- 40% don’t save any money, but 30% save less than K50 per month, and 20% save between K50 and 200 per month.

The graph below depicts the savings culture, separated along gender lines. Though males save slightly more than females, there is no significant difference in the pattern of savings.

### Youth Saving Culture based on Gender



## 2. EDUCATION

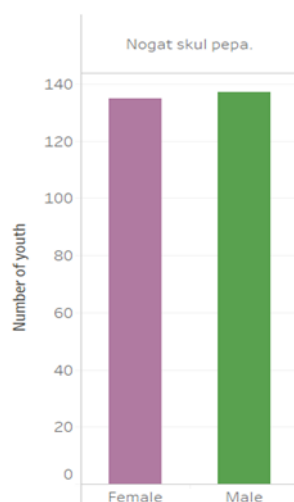
- More than 70% have *attended at least 8 years* of formal education, with 22% attending 8 years, and 30% attending 10 years of formal education.
- 28% have less than grade 8 or no school at all.
- Of those who have attended less than 8 years at school, there are more males than females. Therefore females are progressing to higher levels of education, than are males.

---

***Slightly more females are progressing to higher levels of education (grade 8 and higher), than males.***

---

NUMBER OF YOUTH WITHOUT ANY FORMAL EDUCATION QUALIFICATION



- 75% have a formal school leaver's certificate (grade 8, 10, or 12), and 15% have no formal education qualification. 2% have a university degree, and 7% have a trade certificate.
- The education qualifications data is similar to PNG national figures from the 2009-10 HIES survey, with Bougainville being slightly less. For example the data for **Primary** (grade 8) completion nationally is 32.3%, and in this survey the number is 27.1%; for **Secondary** nationally it is 14.8%, and in this survey it's 13.32%. There is a marked difference for **Tertiary** level, with the national figure being 7.3%, and this survey returning a figure of 2.19%.

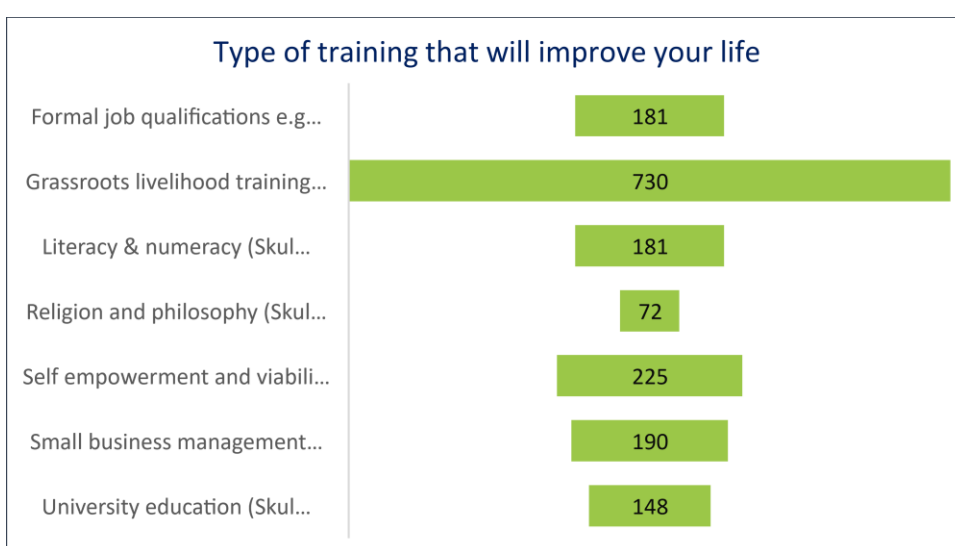
---

***The data indicates that Bougainvilleans with education completion rates are broadly equivalent with the national rates at Primary and Secondary level, but much smaller rates when it comes to Tertiary qualifications. This may be the result of the decade-***

## ***long Crisis and its consequences for formal education and human capital.***

---

- The survey respondents are generally better educated than others in their household, with only 62% of others in their household having a school leaver's certificate. But 10% of households have no formal education qualification.
- 25% live within 5 minutes walk of a primary school, and another 40% live within 30 minutes walk of a primary school.
- 42% think that grassroots livelihoods training is most relevant to improving their life situation, with another 35% prioritising self-empowerment and viability, small business management, and literacy & numeracy. Only 10% prioritised a formal trade certificate, and 8% preferred a university education.



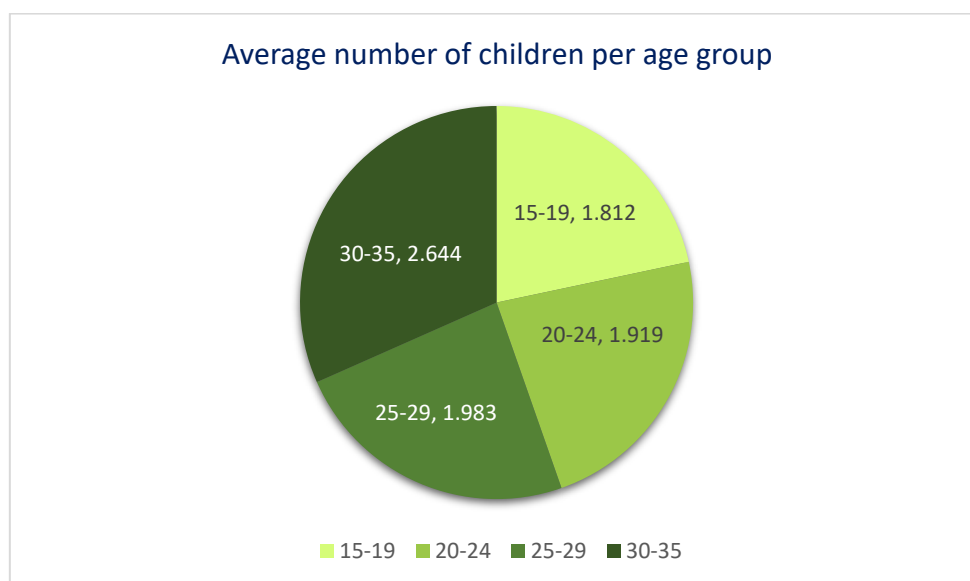
---

***Youth believe that grassroots-appropriate livelihoods training is the type of education that is most relevant to improving their life.***

---

### 3. SOCIETY

- About 70% claim to be single, and 30% married<sup>9</sup>.
- 20% claim to be single and without children.



- About 77% of all respondents come from households of less than 8 people. With 30% of those less than 4 people.
- According to this survey the average size of the Bougainville household is slightly less than the national average, with 5.2 in Bougainville, and 5.3 nationally<sup>10</sup>.
- The average household size is larger in the urban areas, than it is in rural areas.

#### Law & order. Peace & reconciliation

- More than 95% of all respondents agree that peace & reconciliation in their area has moved the restoration of relations back towards *normal*, with about 30% of those agreeing that the process was **complete and now back to normal**.
- 88% believe that *the peace and unity of Bougainville will get better*, with 73% of those believing that *the peace and unity of Bougainville is good now, and will get better*.

---

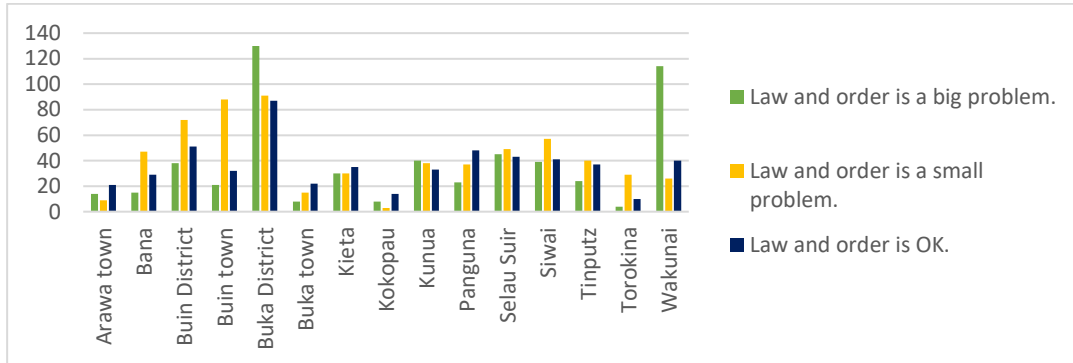
***Bougainvillean youth think that the peace & reconciliation process has been successful, overall.***

---

<sup>9</sup> The questions about married status, and children, were the only non-compulsory questions in the whole survey. This was due to the fact that during pilot testing of the survey instrument these questions were found to be the most personally sensitive, and likely to intimidate the respondent.

<sup>10</sup> This figure is drawn from the 2011 PNG National Census, but the 2009-2010 HIES says the average national household size is 6.4 persons. See 2009-10 PNG HIES, page 27.

- The respondents were split 3 ways equally about whether law & order was *OK, a big problem, or a small problem.*
- Those that answered *Law and order is a big problem* dominated in Wakunai, and Buka District. Those that answered *Law and order is OK* as a dominant answer were in Arawa, Buka town, Kieta, Kokopau, and Panguna.<sup>11</sup>



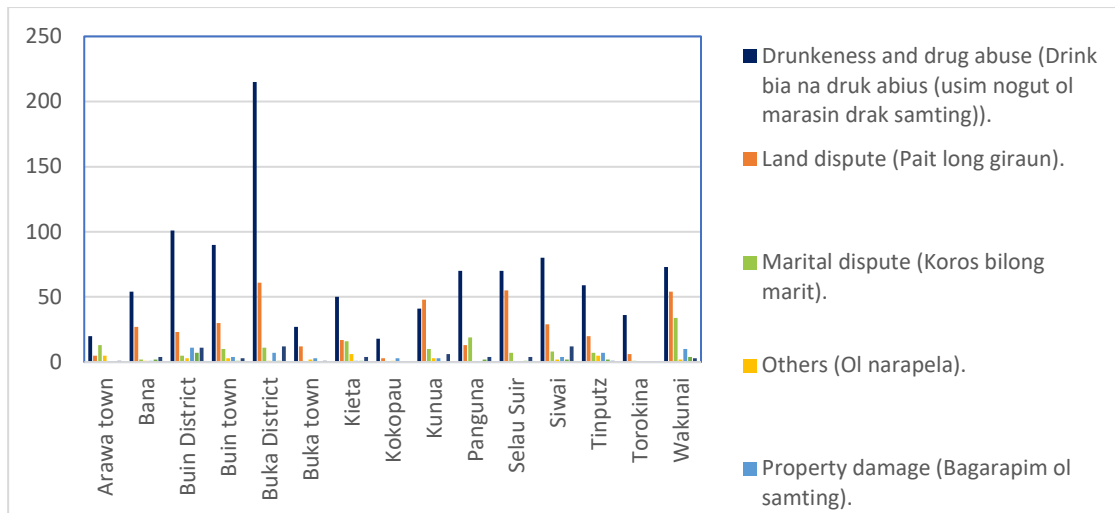
- Almost 60% believed *drunkenness and drug abuse* to be the worst law & order problem, followed by 23% who thought *land disputes* were the worst. *Marital disputes* came in at 8% with *stealing* at 3%.

---

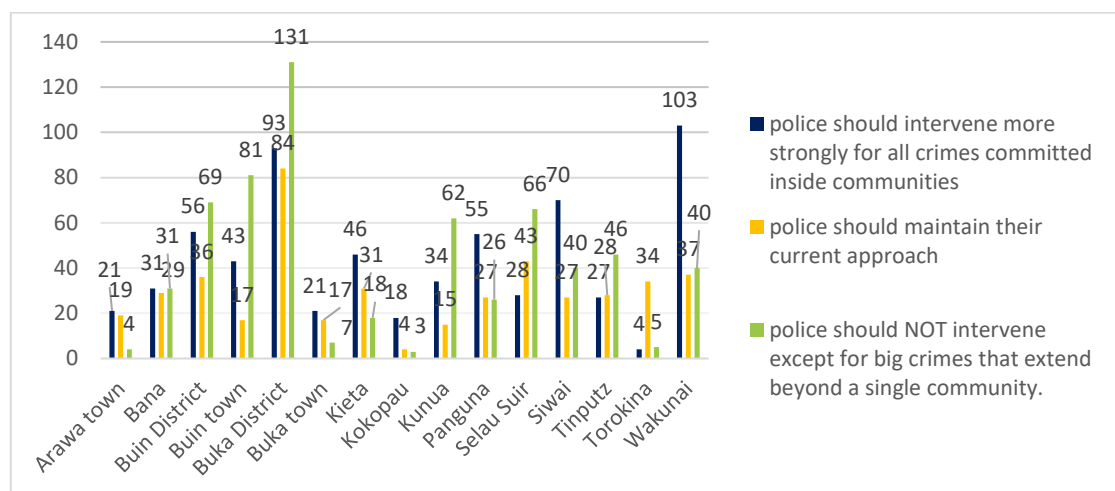
***The surveyed youth chose “Drunkenness and drug abuse” as the worst law & order problem in every District and urban centre, except for one (Kunua). Of the full range of law & order problems that potentially could affect Bougainville, and did affect Bougainville during the Crisis years, including widespread murder and rape, and property damage, it is a positive sign that the youth now consider substance abuse as the worst law & order problem in Bougainville. This data points to the conclusion that Bougainville in 2019 may be one of the safer places in PNG for personal security.***

---

<sup>11</sup> Arawa, Kieta, and Panguna, are at the centre of the *Nasioi*-speaking region of Bougainville. These places were also the epicentre of the Crisis, being the site of the Panguna mine. *Nasioi* is a language/cultural group that has a strong tradition of matrilineal land title, and female leadership. The survey has found that youth from here think that law and order is better in their *ples* than the youth from other areas perceive their own *ples*. **Is there a connection?** Further research is required to find out.



- The degree to which police should intervene inside communities was split fairly equally between *more*, *the same*, and *less*.
- Places that wanted more police intervention were Wakunai, Siwai, Kieta, Buka town, Bana, and Arawa town.

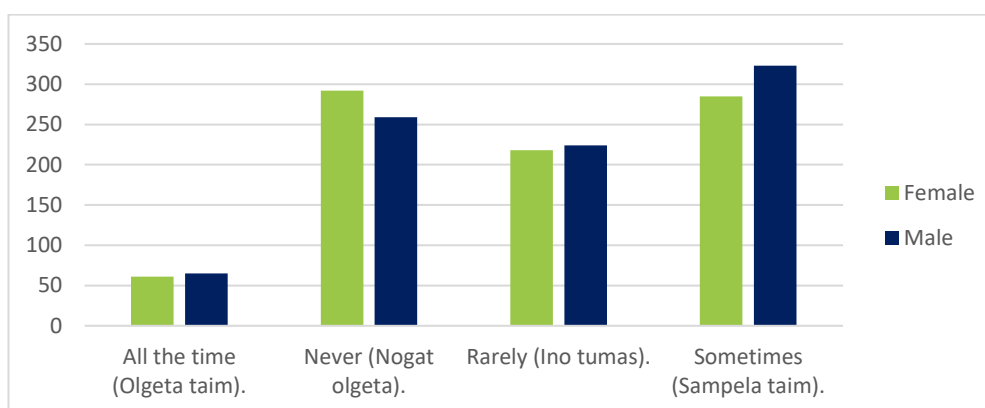


### The use of violence

- 32% said they'd *never been a victim of violence*, with another 60% saying it happened *rarely or sometimes*. Only 7% answered *all the time*.
- More males than females say they have been the victims of violence (612 versus 564), and more females than males say they *have never been a victim of violence*.
- As a comparison, a survey in PNG from 2016-2018<sup>12</sup> found that "56% of women age 15-49 in Papua New Guinea have experienced physical violence since age 15". The same survey found that in Bougainville, 40% of female respondents said they had "Often or sometimes" experienced physical violence in the preceding 12 months. Of those, 7% answered "often".

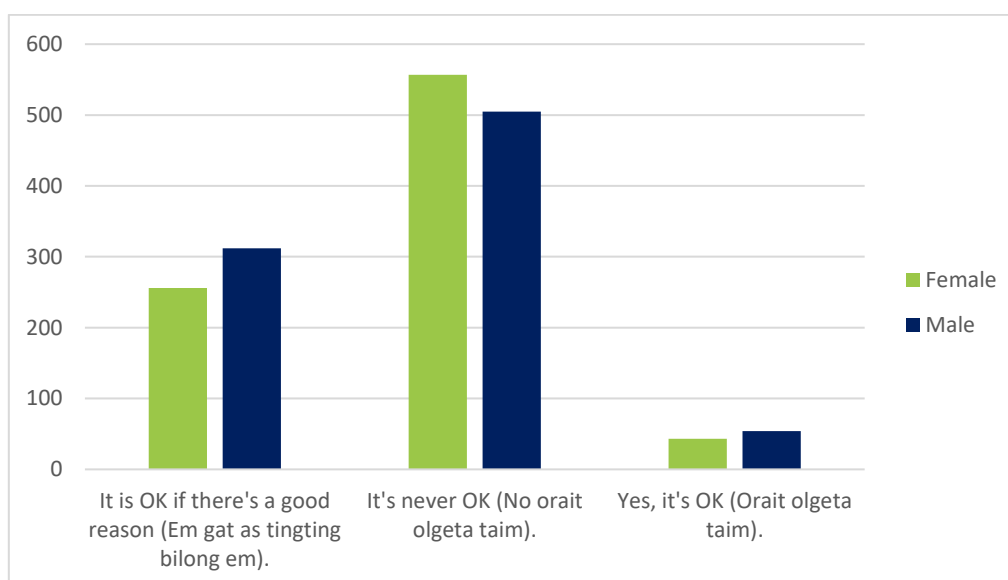
<sup>12</sup> Papua New Guinea Demographic and Health Survey 2016-2018, National Statistical Office, PNG, November 2019, p.289.

### Have you ever been a victim of violence?



### Gender

- *Violence against women* was considered *never OK* by 61%, and *OK when it's justified* by 33%. Only a small percentage of under 6% said *Yes, it's OK*.



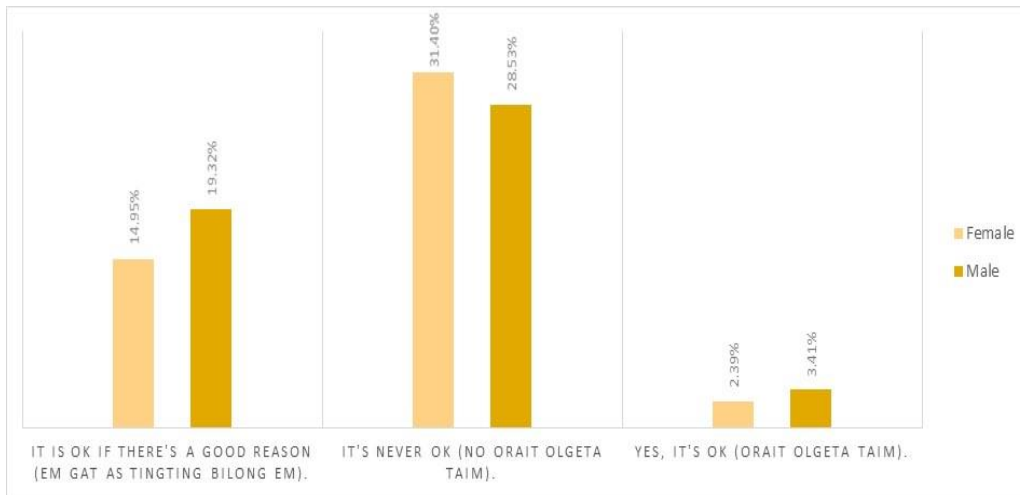
- A similar question was posed in respect of *Violence against men*, and it was answered approximately in the same proportions. The most significant difference was that violence against men was considered acceptable by 45% of respondents, versus 38% who answered the same way for women.
- The *conditional* use of violence against women ("*OK when it's justified*") was considered OK by 30% of females, and 37% of males. This compares to a recent survey across PNG that found that "70% of women and 72% of men believe that a husband is justified in beating his wife in at least one of five specified situations."<sup>13 14</sup>

<sup>13</sup> Papua New Guinea Demographic and Health Survey 2016-2018, National Statistical Office, PNG, November 2019, p.259.

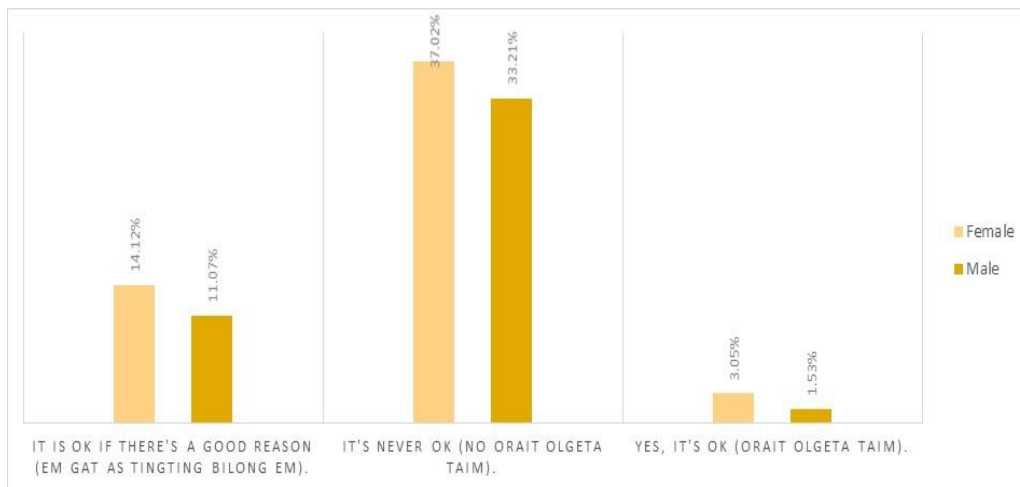
<sup>14</sup> To contradict the idea that Bougainville is different to the rest of PNG when it comes to violence against women, the survey referenced in the previous citation found that 73.3% of female respondents from Bougainville answered in the affirmative when it comes to the conditional use of violence by a husband against his wife. And the dataset from that survey shows that 59.4% of female respondents from the deeply patriarchal Southern Highlands answered the same way.

***A significantly higher percentage of rural male youth believed that violence against women was legitimate, compared to urban male youth.***

Rural Respondents:



Urban Respondents:

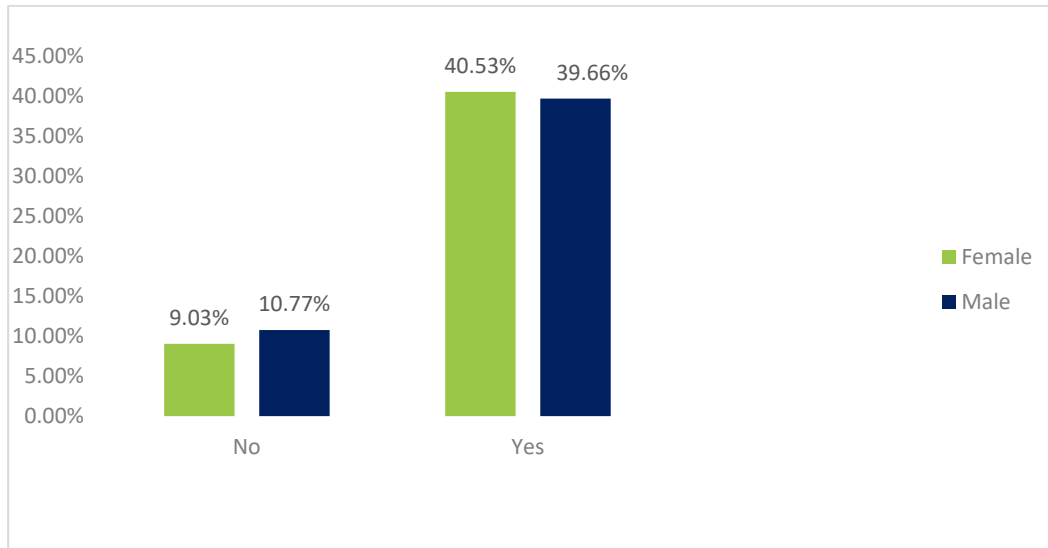


***Male youth report as being victims of violence at slightly higher levels than do female youth.***

(See data table on page 299.) The idea that there is less violence in post-conflict Bougainville than in some other areas of PNG may be partly correct, but is open to being contested.



- 80% of all respondents thought a woman could be as good a leader as a man, with no significant difference between how men and women answered the question.
- Of the 80% who agree that a woman could be as good a leader as a man, 40% comprise of female and 39% male. And of the 20% of those who don't agree that a woman could be as good a leader as a man, 11% are male and 9% are female.




---

***Generally, there was no significant difference between answers provided by males, and females.***

---

#### 4. YOUTH ASSOCIATIONS

- 74% of all respondents are members of the formal Youth Association network (either formal District, or Urban Youth Associations).
- 62% are members of either sport or church youth groups.
- 69% said their local youth group is affiliated to the Youth Association network.
- 76% have heard of the Bougainville Youth Federation (BYF).
- 86% think the BYF is a good idea.
- 67% are happy to pay fees to the YA network.
- 27% will pay K21-50 per year, and 23% will pay K6-20 per year. 20% say they'd pay more than K50. 10% said they'd pay nothing.
- 45% thought the best thing the YA network can do is connect youth across Bougainville, and 17% thought access to training opportunities was the best thing the YA network could do.
- 67% had heard about the Bougainville Partnership-funded livelihoods training, with 52% saying they have been involved, and of those 52%, 57% said it was *the best training ever*.

---

***Bougainvillean youth think that strengthening pan-Bougainville connections between youth is the greatest benefit that the YA network can deliver. Followed by practical livelihoods training.***

---

## 5. DISABILITY

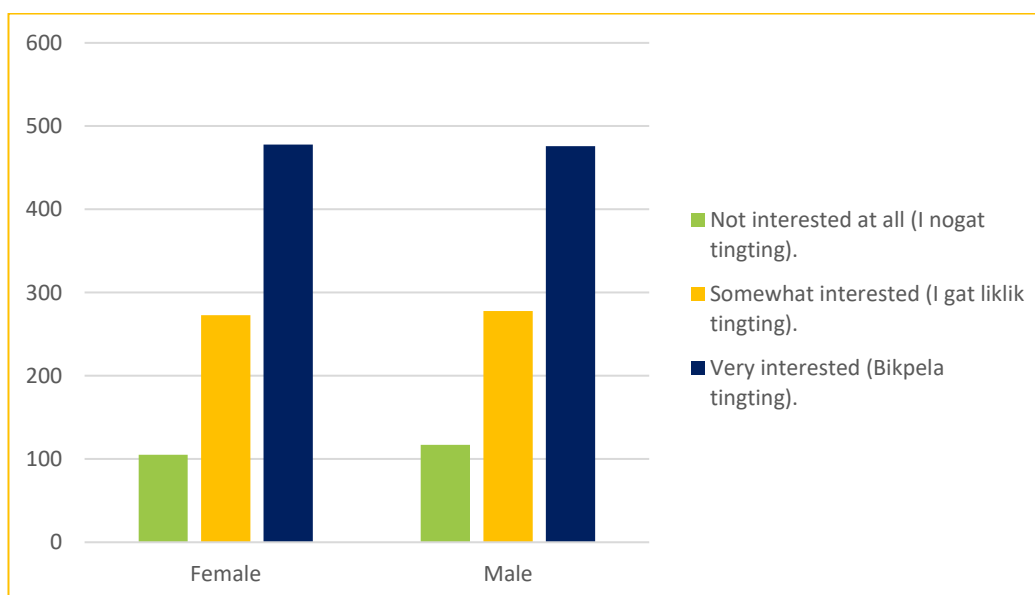
The questions used in this survey were taken from the standard global Washington Group Question Set<sup>15</sup>.

- 60% of all respondents said they had *no disability*, and 62% said there was *no disability in their family*.
- 95% said that *people with a disability are a full member of the community and should get special treatment to allow them to participate in community life*.

## 6. GOVERNANCE

- When asked what group people most closely associate with, 53% said *ples*, 20% said *clan*, 15 said *Bougainville*, 8% said *District*, and 1% said *Papua New Guinea*.
- More than 55% were very interested in politics, 31% somewhat interested, and 12% not interested at all.

Are you interested in politics?



- About 50% chose a generally positive descriptor of *politics*, with 28% choosing the descriptor *the way to better represent people*.

<sup>15</sup> <http://www.washingtongroup-disability.com/washington-group-question-sets/short-set-of-disability-questions/>

- 63% think politicians should focus on serving their constituency, with another 13% choosing Bougainville as the focus of politician support. Clan, and District, were less than 10%, and church, and region were less than 5%.
- When thinking about the meaning of the word “corruption”, about 63% chose the descriptor that is most technically correct (taking from government without legal authority). The descriptor that connotes a moral totality (all things that are bad) was chosen by 23%.

---

***Bougainvillean youth are politically aware, and moderately positive about the pro-sociality of political activity. They are focused on their local area as the primary unit of political identity and action, but also have ambitions for their identity as Bougainvilleans. They are not naive about power and politics.***

---

### Service delivery

- 88% think that Community Government is the best level to build capacity to deliver services, with 24% of those believing that Community Government should share the responsibility with ABG.
- 36% think that politicians are best-placed to deliver services. 32% think that politicians should be policymakers only. 23% think they should share responsibility and resources with public servants.

---

***The idea of the Community Government has a strong degree of legitimacy in the eyes of Bougainville youth when it comes to service delivery, backed by the authority of the ABG. This mirrors ABG strategic planning, and therefore isn't controversial or unexpected. But it affirms the political legitimacy of that concept. The personage of the local Member also is prominent, with more than 50% of respondents thinking the MP should have some role in service delivery.***

---

## 7. SPIRITUAL

- 78% of all respondents are from mainstream churches, with 50% Catholic, 16% SDA, 12% Uniting Church.
- 83% attend church regularly.
- 32% believe that *God* is the primary force that determines their future, with 28% believing *themselves* as the primary force, and 22% choosing *school*, and 14% *government*.
- 71% say religion is *very important* in their life.
- 52% believe in *compulsory religious practice* by citizenry, supported by the state. 42% believe in the *separation of religion and state but with partnership* between church and state, with 5% believing in *the strict separation of church and state*.
- 44% have no belief whatsoever in sorcery, with another 22% believing that others believe but not themselves. 14% fully believe in sorcery.
- 77% feel free to freely associate with individuals from other denominations.

---

***None of the above answers to questions about religion and spirituality are particularly surprising, except for the sorcery question. The fact that 44% of respondents chose the hardline answer, which is “mi nogat bilip long en” (which was one choice of 4, at one end of the spectrum), may be suggestive of youth seeking to move forward from the current situation in Bougainville whereby sorcery belief (and action) is widespread.<sup>16&17</sup>***

---

## 8. ACCESS TO SERVICES

- MAIN HIGHWAY: 37% live within 15 minutes walk of the main highway, and another 22% are within 16 to 60 minutes walk. 18% were 1-2 hours, and 20% were more than 2 hours from a main highway.
- CLEAN WATER: 61% are within 15 minutes of clean drinking water, and another 25% live between 16 and 60 minutes away.
- CLOSED TOILET: 55% are within 2 minutes of a closed toilet, 30% are 2-5 minutes away, and 15% are more than 5 minutes away.

---

<sup>16</sup> Forsyth, Miranda, “Kill All the Sorcerers”, *The British Journal of Criminology*, 2019. See page 5 for references to historical belief in sorcery in Bougainville.

<sup>17</sup> “Sorcery beliefs and sorcery accusation-related violence are rife in Bougainville today.” op. cit., p.11.

---

***About 35-40% of the population are in immediate need of improvements to their access to clean water and safe and clean toileting. These are mostly in rural areas.***

---

- HEALTH POST: 23% are within 15 minutes walk from a health post, 30% are 16 to 60 minutes away, and 27% are 1 to 2 hours away. 20% are more than 2 hours walk from a health post.
- ACCESS TO TOWN: 16% are within 1 hour, 26% are 1 to 2 hours, 21% are 2 to 3 hours, and 16% are 3 to 4 hours. So, 80% are *within 4 hours of town* via their regular mode of travel.
- Less than 10% access town daily. 66% go to town either weekly or monthly. 1.5% said they never go to town.
- 26% go to town for either shopping or marketing of garden products.

## IMPLICATIONS FOR POLICY & PROGRAMMING

- **Political authority and legitimacy in Bougainville goes from the bottom-up, not the top-down.**

The youth of Bougainville have their feet planted firmly in their local place, within their kinship network, but they identify as Bougainvilleans. Policy and programming that seeks to 'work with the grain' in Bougainville should follow this bottom-up direction. That means that the youth of Bougainville are actively seeking to play a positive role in building the accountability and legitimacy of formal government at all levels. Programming that reinforces this aspiration, such as participatory service delivery audit, or grassroots budget transparency, and other forms of active civic engagement, will be well received by youth. Attempts to assert top-down control, without bottom-up connections of legitimacy and accountability, will run counter to the political ideals of Bougainville youth. However, freedom to act politically is not absolute, and individual youth still feel strongly constrained by their cultural obligations to family and clan.

- **Gender balance may be better in Bougainville than other parts of PNG**

Efforts to promote female voice and power may be better received in Bougainville, than in other, more patriarchal parts of PNG. The views of male youths versus female youths about key public issues, don't appear to be significantly different. The vast majority of males and females agree that a woman can be as good a leader as a man. *Meri igat pawa* runs with the grain in many parts of Bougainville (but not all parts – some cultural groups have strong patriarchal cultural norms).

- **Local political economies are functioning well**

The balance between economy, political power, tradition and culture, and law & order, is not in disequilibrium. Indicators of social dysfunction, such as widespread crime or antisocial behaviour, extreme poverty, or similar, are not apparent. The social fabric in Bougainville is strong. There are stress points that are connected into the past and based around anxieties about the future. But Bougainville youth are confident that whatever happens, their communities and Bougainville society will handle the future without collapsing. Community governance is strong in many areas, and policymakers should understand and run with that grain.

- **Economic dynamism**

The local economies within Bougainville are vibrant. Youth see that in general there is reward for effort in Bougainville, though there are customary limits that constrain the ability of an individual to gather for themselves wealth that isn't seen to be shared with their customary group in some way. There is a high demand amongst youth for practical livelihoods training – small business management; financial literacy; chicken and pig husbandry; basic agricultural science; and similar subjects. Cocoa is a widespread cash income earner. Policy and programming will find fertile ground investing in the business acumen and economic aspiration of young Bougainvilleans, who are keen to develop their local economies, not just for their own self-benefit, but to develop Bougainville.

- **WASH (water supply and sanitation) demand is high**

On the face of it, with most of Bougainville enjoying high and regular rainfall, it seems unlikely that there is a high demand for WASH in Bougainville. But the facts are that there is. Because of the increasing population, most rivers are now polluted with human waste to the point where it isn't safe to drink water directly from them. Furthermore, in some places (especially around the Panguna mine) small-scale mining is widespread and its scale is climbing ever higher. And the pollution that comes from it (and the legacy of the big mine), such as mercury and arsenic poisoning, also pollutes the rivers that flow through mining areas. The summary point is that there is a high demand for basic WASH across all of Bougainville.

## ANNEX

### REPORT VALIDATION WORKSHOP, 25TH AUGUST 2020, BAGANA CONFERENCE ROOM, ARAWA.

*The objective of this workshop was to review and validate the survey report with the data collection team that collected the data / stories from the 1700+ youth from every District in Bougainville. Other stakeholders present included the senior leadership team of the ABG Department of Community Development, and Bougainville Partnership youth program staff.*

The data collection team were the 5 women and 5 men who make up the Bougainville Youth Federation leadership committee. They are featured on the last page of the main survey report.

During the workshop the data collection team also put together their response to some of the main findings in the report, and wanted those responses recorded in the report as coming from them as the BYF leadership committee. The responses are as follows:

---

**ISSUE:** Lower levels of tertiary qualified graduates in Bougainville.

**RESPONSE:** The BYF committee believe that ABG should strengthen the presence of tertiary institutes in Bougainville, so that ordinary Bougainvilleans who have the capability to undertake tertiary education, have the realistic possibility to do so.

---

**ISSUE:** Too much of the value of cocoa is exported out of Bougainville.

**RESPONSE:** Cocoa is of vital importance to the grassroots economy of Bougainville, and ABG should continue to focus on increasing the local capture of the value chain of cocoa production so that it is reinvested in Bougainville, and continues to build the grassroots economy.

---

**ISSUE:** Through the survey the youth have stated that their immediate requirement for education is livelihoods training.

**RESPONSE:** There should be more livelihood training for all Bougainville youth that want it, and it should also focus on micro-business skills including budgeting and book-keeping.

---

**ISSUE:** The youth are still mostly unaware about the structure of government, and how they can productively engage in their government, but they also are very keen to engage.

**RESPONSE:** There should continue to be a focus of all stakeholders on civic education for youth, so that Bougainville youth can continue to play a role in Bougainvillean governance, and have a sense of long-term stewardship over their system of government. This includes ongoing reconciliation between people from different areas of Bougainville, and youth-to-youth networking around issues of Bougainvillean governance. Key issues of governance for youth include wanting to know more about corruption and what they can do about it and questioning what role an opposition can play in accountability in the government of Bougainville.

---

**ISSUE:** Agriculture should be a priority focus for economic development;

**RESPONSE:** Fully agreed, and youth can play a big role in this priority, including the opening up of markets to youth agriculture entrepreneurs.